

# SWB210 series

## Automatic fast speed swing barrier



Date: 09 October 2018

### General Description

SWB210 is designed to be the slimmest of all pedestrian gates. Slim form factor saves space and allows you to put more gates to digest higher traffic. Stylish design elevates the premium atmosphere of any building lobby. High speed motor is used to achieve faster pass-through rate.

SWB210 offers wide and full clearance opening to allow pedestrians with luggage to pass through with comfort.



### Features

#### 1) Minimum maintenance

Uses brushless DC motor to eliminate the need of changing carbon brushes, thus reducing maintenance work.

#### 2) Alarm notification

High performance IR sensor is used to detect potential attempt of tailgating, illegal passing and pass-through direction. Alarm sound will notify possible unauthorized usage as following scenarios:

- a) Detect second person tailgating behind the first person at minimum 10 cm distance coming from same direction.
- b) Detect second person coming from opposite direction.
- c) Detect first person did not flash card and attempt to go in.

Alarm buzzer will not stop until the unauthorized person walks out from the detection range inside the lane passage. Security guard that acknowledged this alarm shall take further action on the unauthorized user.

#### 3) Double safety

Door will automatically reverse once safety IR detected obstacle or when a small force is detected blocking its motion. This prevents injury caused by door hitting people.

Built in *Automatic Safety Clutch* (ASC) technology that senses brute force and momentarily disengages drive system when someone kicks the door by force as a vandalism attempt. This protects the motor and gearbox from being damaged by the brute force. Doors will automatically realign themselves upon flashing a valid card.

#### 4) Multiple access memory

If there are 3 persons flashing cards, gate will count 3 people to pass through before closing the door.

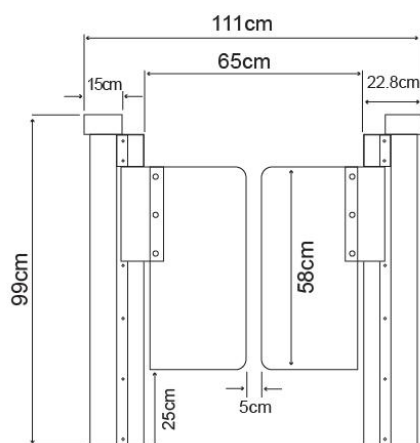
#### 5) Emergency evacuation

During power failure, door panel will open automatically to allow free pass-through. In the event of emergency such as fire alarm, swing barrier can be manually triggered more than 3 sec to open permanently to allow fast evacuation.

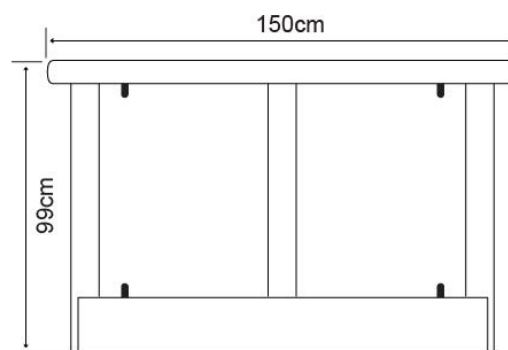
## Technical specification

Description	Parameter
Cabinet dimension	150cm (L) x 111cm (W) x 99cm (H)
Body material	Acrylic glass, SS304 stainless steel 1.5mm
Door width	30 cm standard lane, 60 cm handicapped lane
Door opening / closing speed	Programmable 0.4 to 1.5 sec
Optimal flow rate	20 to 25 people per minute
Power supply	AC220/110V±10%, 50/60Hz
Motor	DC Brushless Motor, 140W/24V
Input Connection	Dry contact pulse > 500ms
Working environment	Indoor only
Working temperature	-15°C - 60°C
Relative humidity	≤ 90%

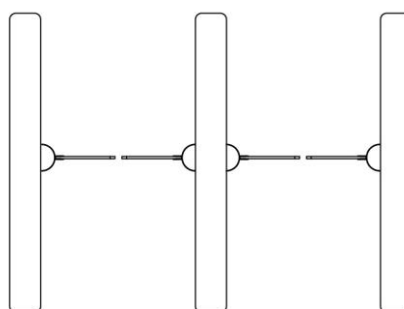
## Dimension



Front View



Side View



Top View

## Ordering info

SWB211 - Single door

SWB212 - Dual door

Authorized dealer:

### Disclaimers

Applications that are described herein for any of these products are for illustrative purposes only. Drawing does not necessary reflect exact assembly/installation. MAG makes no representation or warranty that such applications will be suitable for the specified use without further testing or modification.

MAG reserves the right to make changes, without notice, in the products, including circuits, standard cells, and/or software, described or contained herein in order to improve design and/or performance. MAG assumes no responsibility or liability for the use of any of these products, conveys no license or title under any patent, copyright, or masks work right to these products, and makes no representations or warranties that these products are free from patent, copyright, or mask work right infringement, unless otherwise specified.

© MAG. All rights reserved. Date released: 09 October 2018