


NVS1250P


Switching Power Supply with battery charger function

Date: 5 March 2012, Revision: V1



Description:

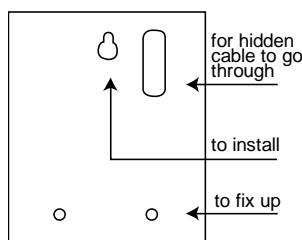
NVS1250P, 12V, 5A switching power supply with built in regulator and battery charger. Low ripple output. It supports 12V, 7aH acid sealed battery as a backup battery in case of power failure. Will recharge battery after power resumed.



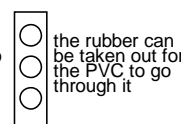
Wiring Diagram

Assembly

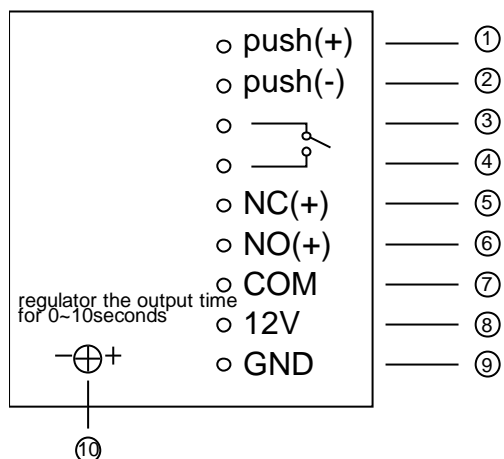
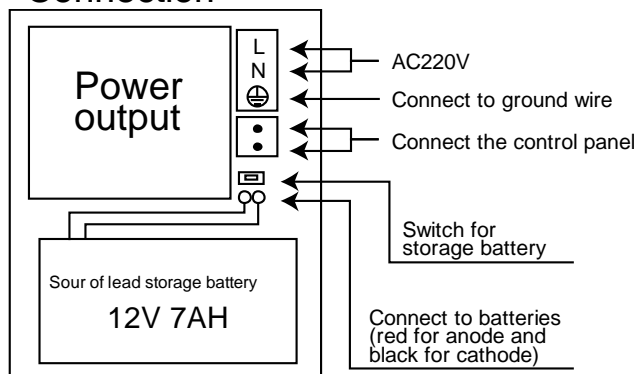
Bottom



Side



Connection



- ① Signal connector of high frequency cable
- ② Signal connector of low frequency cable
- ③ - ④ Button for open the door
- ⑤ Anode of electric lock, for power off
- ⑥ Anode of electric lock, for power on
- ⑦ Cathode of electric lock
- ⑧ Anode of output power DC 12V
- ⑨ Cathode of output power DC 12V
- ⑩ Regulator to delay the output time for 0~10 seconds

Specification:

DC Output Voltage	AC190 ~ 265V 50 ~ 60Hz
Output power	DC12V±15%
Output current	I(Max)=5A
Storage battery	12V 7AH

Function of protect:


- Output Short protection
- Output Overcurrent protection
- Output Overvoltage protection
- If the load happen to short-circuit, the power supply would not be output, and it will continue to work automatically when the short-circuit is settled.

Specialized power supply custom made for security products

Use guide:

- Please use power of 220V and cable of two phases and three cables. Make sure the battery is connected well to the ground wire.
- The machine is self-protected against overload, over change and wrong polarity, etc.
- Please switch on the battery when no AC power connected. The machine won't power on if the pressure of the battery too low.
- The machine will work as soon AC power is connected, and keep standby.
- If AC power is open, the storage battery will supply power in no time.

Good Quality component to ensure reliable performance & safety



**Please consult our technical specialist for more information on proper wiring to ensure minimal voltage drop.

© COPYRIGHT 5 March 2012. This documentation served as a reference only. It is subject to change without further notice. All the diagrams and information in this documentation may not be duplicated or modified in any form without the written approval from the management.